


ROYAL EDUCATIONAL SOCIETY

Balance Sheet for the Year ended 31st March 2024

Particulars	Sch No.	Total
Sources of Funds		
<i>Share Holders Fund</i>		
Corpus Fund	1	23,74,00,525
Reserves and Surplus	2	4,11,69,658
Secured Loans	3	7,83,35,793
Unsecured Loan	4	4,76,00,000
Loans and Liability	5	25,97,000
Grand Total		40,71,02,977
Application of Funds		
<i>Fixed Assets</i>		
Gross Block	7	25,40,26,278
Less: Depreciation	7	2,13,95,926
Net Block		23,26,30,352
<i>Current Assets, Loans & Advances</i>		
Receivables	8	15,02,48,854
Cash & Bank Balances	9	7,25,776
Deposits	10	85,17,769
Other Current Assets	11	4,04,54,001
Less: current Liabilities	6	2,54,73,774
Net Current Assets		17,44,72,625
Grand total		40,71,02,977

For BNR ASSOCIATES
Chartered Accountants
Frn No. 0000289S

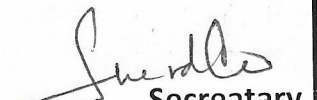


RAVI KUMAR U
Partner
M.No. 208631

Place: Hyderabad
Date : 02-09-2024

for and on behalf of the Board
ROYAL EDUCATIONAL SOCIETY


Chairman



Secretary

ROYAL EDUCATIONAL SOCIETY

Income and Expenditure Account for the Year 2023 - 2024


Particulars	Sch No.	Total
Income		
Income from Gross Fees	12	26,01,17,525
Other Income	13	77,03,140
Total		26,78,20,665
Expenditure		
Employees Cost	14	14,81,80,862
Administrative Expenses	15	8,41,26,231
Depreciation	7	2,13,95,926
Financial Charges	16	64,58,289
Total		26,01,61,308
Profit from Operations		76,59,357
Profit for the Year		76,59,357
Profit Brought forward from Previous Year		3,35,10,301
Profit carried to Balance Sheet		4,11,69,658


For BNR ASSOCIATES
Chartered Accountants
Frn No. 00002895



RAVI KUMAR U
Partner
M.No. 208631

for and on behalf of the Board
ROYAL EDUCATIONAL SOCIETY



Chairman


Secretary

Place: Hyderabad
Date : 02-09-2024

Royal Educational Society
Schedules for Balance Sheet and Profit & Loss Account

Particulars	Grand Total
Schedule : 1 Corpus Fund	23,74,00,525
Corpus Fund	23,74,00,525
Schedule : 2 Reserves and Surplus	3,35,10,301
Reserves and Surplus	3,35,10,301
Schedule : 3 Secured Loans	7,83,35,793
Bank Over Draft account	3,29,81,711
SIB Term Loan 00392	3,60,00,000
SIB Term Loan 00123	26,36,291
SIB Term Loan 00027	13,33,333
Sundaram Finance - Elevate	14,03,520
Sundaram Finance - Innova Hycross	25,10,084
Yes Bank (Mahindra Bolero)	6,72,626
Tata Tiago - EV Loan	7,98,228
Schedule : 4 Unsecured Loans	4,76,00,000
Pradeep	10,00,000
Prashanti	8,00,000
Ratnakar Reddy	20,00,000
Sandhya	17,00,000
Satish Reddy	10,00,000
Tirupathi Reddy - Technumen	2,65,00,000
Techumen Systems P Ltd	1,30,00,000
S Bhuvaneshwari, V kamalakar, V Mahender Rao	16,00,000
Schedule : 5 Loans and Advances (Liability)	25,97,000
Advance received from Students	2,43,000
Canteen Deposit	1,00,000
IIE CP deposit	64,000
Refundable Caution Deposit	21,90,000




[Handwritten Signature]

[Handwritten Signature]

Royal Educational Society

Schedules for Balance Sheet and Profit & Loss Account

Particulars	Grand Total
Schedule : 6 Current Liabilities	2,54,73,774
EPF Payable	1,44,859
ESI Payable	19,046
Other Provisions	20,03,080
TDS Payable - Otherthan Salaries	2,66,262
TDS Payable - Salaries	6,33,600
Professional Tax Payable	33,750
Class-IV Salaries Payable	6,10,590
Electricity Charges Payable	1,40,770
Exam Remuneration Payable	3,29,896
JNTU Fees Payable	18,28,344
Rent Payable	35,205
Salaries Payable	1,58,25,542
Sundry Creditors	36,02,830
Schedule : 8 Receivables	15,02,48,854
Sundry Debtors	15,02,48,854
Schedule : 9 Cash and Bank Balances	7,25,776
Cash	18,711
Pettycash	18,097
HO Cash	3,600
EWB Hitam - 0547053000005155	8,413
Hitam Alumni Association-547.53.4958	9,783
IEEE - SIB - 5960	1,32,132
IETE - SIB - 6423	10,013
Indian Bank - 535362699	34,560
Indian Bank - 535362837	34,462
Indian Bank - 742414804	46,449
SBI - 52067947174	86,779
South Indian Bank Current A/c	1
South Indian Bank -SB-547.53.4269	1,27,423
State Bank of India- 62074105994	63,579
SBI-62419323540 DST	13,557
Cash - RES	1,10,527
Central Bank of India	7,690




[Handwritten Signature]

[Handwritten Signature]

Royal Educational Society

Schedules for Balance Sheet and Profit & Loss Account

Particulars	Grand Total
Schedule : 10 Deposits	85,17,769
Coffee Machine Deposit	2,61,542
Electricity Deposit	89,944
Rent Deposits	10,02,000
Telephone Deposit	9,339
Electricity Deposit - Society	20,000
Telephone Deposit - Society	14,300
SIB Term Deposit - 1465	19,60,244
SIB Term Deposit	51,60,400
Schedule : 11 Current Assets	4,04,54,001
Other Advances	3,39,500
Staff Advance	1,18,70,845
Insurance Mediclaim	7,71,175
Apsuja Infratech - Advance	1,63,47,000
Vamsi Krishna	5,00,000
Sri Balaji Industries	2,30,000
TDS Receivable	61,730
Loans and Advances (Asset) RES	1,03,33,751



Royal Educational Society
Schedules for Balance Sheet and Profit & Loss Account
Schedule - 7 Fixed Assets

SI No	Particulars	Rate of Dep.	WDV as on 01.04.2023	Additions			Deletions			Depreciation			WDV as on 31.03.2024
				Prior 30th Sept 2023	After Sept 2023	Total	Prior 30th Sept 2023	After Sept 2023	Total	Prior 30th Sept 2023	After Sept 2023	Total	
1	Computer and other Accessories	40%	43,16,179	26,12,878	50,54,305	76,67,183	-	-	-	27,71,623	10,10,861	37,82,484	82,00,878
2	ECE, EEE & Mechanical Labs	15%	1,01,02,163	5,35,761	-	5,35,761	-	-	-	15,95,689	-	15,95,689	90,42,235
3	Library	15%	45,46,174	2,81,384	5,07,196	7,88,580	-	-	-	7,24,134	38,040	7,62,173	45,72,581
4	Office Equipment	15%	10,12,213	4,36,440	3,61,687	7,98,127	-	-	-	2,17,298	27,127	2,44,424	15,65,916
5	Sports Material	15%	2,83,620	51,499	10,11,054	10,62,553	-	-	-	50,268	75,829	1,26,097	12,20,076
6	Generator	15%	1,00,616	-	-	-	-	-	-	15,092	-	15,092	85,524
7	Land Scope	15%	12,68,020	-	-	-	-	-	-	1,90,203	-	1,90,203	10,77,817
8	Software	40%	16,00,437	4,00,000	1,46,497	5,46,497	-	-	-	8,00,175	29,299	8,29,474	13,17,460
9	Land and Developments	0%	6,40,91,054	-	-	-	-	-	-	-	-	-	6,40,91,054
10	Buildings	10%	8,11,06,544	-	2,72,67,613	2,72,67,613	-	-	-	81,10,654	13,63,381	94,74,035	9,89,00,122
11	Furniture and Fixtures	10%	1,68,44,591	12,32,901	84,47,211	96,80,112	-	-	-	18,07,749	4,22,361	22,30,110	2,42,94,593
12	Electrical and Fittings	15%	22,98,047	-	38,22,258	38,22,258	-	-	-	3,44,707	2,86,669	6,31,376	5,48,929
13	Air Conditioner	15%	1,74,573	-	-	-	-	-	-	26,186	-	26,186	1,48,387
14	Vehicles	15%	48,59,845	-	66,29,845	66,29,845	-	-	-	7,28,977	4,97,238	12,26,215	1,02,63,475
15	Interiors	10%	26,23,673	-	-	-	-	-	-	2,62,367	-	2,62,367	23,61,306
			19,52,27,749	55,50,863	5,32,47,666	5,87,98,529				1,76,45,122	37,50,805	2,13,95,926	23,26,30,352




[Handwritten Signature]

[Handwritten Signature]

Royal Educational Society

Schedules for Balance Sheet and Profit & Loss Account

Particulars	Grand Total
Schedule: 12 Income From Gross Fees	26,01,17,525
Admission Fee	14,40,000
Commonservice Fees	54,24,000
Hostel Fees	71,16,400
NBA Fees	33,48,000
Training Fees	1,28,34,500
Transport Fees	2,42,35,000
Tution Fee	20,57,19,625
	-
Schedule : 13 Other Income	77,03,140
Corporate Social Responsibility -CSR	20,58,906
Grants Received - Non Govt	31,45,960
Grants Received - Alumni	9,91,000
Grants Received - Govt	3,07,559
Interest Income	1,32,192
Miscellenious Income	5,72,929
Interest Income - Society	4,94,594
	-
Schedule : 14 Employee cost	14,81,80,862
Class Iv Salaries -Housekeeping	49,26,305
Class IV-Security	15,86,921
EPF Employer Contribution	6,25,594
ESI Employer Contribution	1,26,954
Salaries - Non Teaching	2,57,54,395
Salaries - Teaching	11,32,27,697
Staff Welfare Expenses	19,32,996
	-



[Handwritten signature]

[Handwritten signature]

Royal Educational Society

Schedules for Balance Sheet and Profit & Loss Account


Particulars	Grand Total
Schedule : 15 Administrative Expenses	8,41,26,231
Advertisement & Publicity	9,78,020
Audit Fees	50,000
Autonomous BOG Expenses	1,45,000
Autonomous BOS Expenses	4,83,000
Buildings Repairs & Maintenance	9,56,379
College Cultural Activities	12,68,749
Computers Repairs & Maintenance	17,66,120
Conveyance Expenses	18,37,260
Electrical Repairs & Maintenance	12,78,065
Electricity Charges	20,78,200
Equipment Repairs & Maintenance	3,29,266
Examination Expenses	36,73,830
Foreign University Collabaration Expenses (Recurring)	14,99,688
Furniture Repairs & Maintenance	12,12,542
Gardening Expenses	3,36,507
Generator Maintenance	6,39,769
Grants Utilised	3,45,899
Guest Faculty	27,56,078
Hostel Maintenance	51,29,937
House Keeping Materials	12,31,082
Insurance - Buildings	1,70,003
Insurance - Car	1,63,015
Internet & Website Charges	11,14,100
JNTU & AICTE Fees	29,24,243
JNTU Affiliation Fees	11,27,844
JNTU Common Service Fees	27,77,500
JNTUH Staff Ratification Fees	4,07,781
Lab Maintenance	15,27,325
Membership Expenses	2,06,500
News Papers & Periodicals	10,885
Office Maintenance Expenses	10,79,496
Postage & Courier Charges	9,733
Printing & Stationery	16,24,402
Professional Charges	46,20,400
Projects and Industrial Tours Students	28,63,732
R&D Expenses	13,41,214
Rates & Taxes Gramapanchayat	3,26,494



Royal Educational Society

Schedules for Balance Sheet and Profit & Loss Account

Particulars	Grand Total
Registration Fees (IEEE & IUCEE & OTHERS)	2,83,389
Rent	4,32,460
Seminars and Workshops	11,75,039
Sports Activities Students	5,82,791
Staff Medical Insurance	12,50,000
Student Merit Schlorships	27,55,050
Syllabus Books & Teaching Aids and Subscrptions	5,77,172
Telephone Charges	5,29,301
Trainging and Placements Students	34,50,861
Transport Maintenance	1,94,36,947
Travelling Expenses	28,84,430
Vehicles Repairs & Maintenance	4,78,734
	-
	-
Schedule : 16 Financial Charges	64,58,289
Bank Charges	33,448
Interest on Vehicle Loan	2,38,479
NBFC Finance Charges	5,80,431
Interest on OD	39,32,528
Interest on Term Loan	11,20,293
Bank Charges - RES account	5,53,110



[Handwritten signature]