


ROYAL EDUCATIONAL SOCIETY
Balance Sheet for the Year ended 31st March 2023

Particulars	Sch No.	
Sources of Funds		
<i>Share Holders Fund</i>		
Corpus Fund	1	23,74,00,525
Reserves and Surplus	2	3,35,10,301
Secured Loans	3	3,94,31,399
Unsecured Loan	4	4,09,20,500
Deposits - Liabilities	5	20,61,000
		35,33,23,725
Grand Total		
Application of Funds		
<i>Fixed Assets</i>		
Gross Block	7	21,84,24,859
Less: Depreciation		2,31,97,109
Net Block		19,52,27,750
<i>Current Assets, Loans & Advances</i>		
Receivables	8	14,48,01,709
Cash & Bank Balances	9	81,52,347
Deposits	10	85,24,213
Other Current Assets, Loans & Advance	11	1,96,25,286
		18,11,03,554
Less: current Liabilities	6	2,30,07,579
		15,80,95,975
Net Current Assets		
		35,33,23,725
Grand total		

for BNR Associates
Chartered Accountants
Firm Registration No.002895

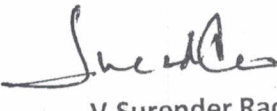

U. Ravi Kumar
Partner
Membership No.208631



Place: Hyderabad
Date: 07/10/2023
UDIN : 23208631BGUXXT1010

for and on behalf of the Board
ROYAL EDUCATIONAL SOCIETY


A. Prashanth
Chairman


V. Surender Rao
Secretary

ROYAL EDUCATIONAL SOCIETY

Income and Expenditure Account for the Year ended 31st March 2023

Particularas	Sch No.	Total
Income		
Income from Gross Fees	12	20,43,55,084
Other Income	13	3,04,94,758
		23,48,49,842
Total		
Expenditure		
Employees Cost	14	12,13,03,324
Administrative Expenses	15	7,45,09,474
Depreciation	7	23197109
Financial Charges	16	94,49,982
		22,84,59,889
Total		
Profit from Operations		63,89,953
Profit for the Year		63,89,953
Profit brought forward from Previous year		2,71,20,348
Profit carried to Balance Sheet		3,35,10,301


for BNR Associates
Chartered Accountants
Firm Registration No.00289S


U. Ravi Kumar

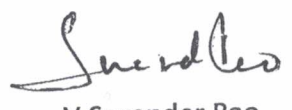
Partner
Membership No.208631



for and on behalf of the Board
ROYAL EDUCATIONAL SOCIETY


A. Prashanth

Chairman


V. Surender Rao

Secretary

Place: Hyderabad
Date: 07/10/2023
UDIN : 23208631BGUXXT1010

Schedule - 6 - Fixed Assets

Sl No	Particulars	Rate of Dep.	WDV as on 01.04.2022		Additions		Depreciation		Depreciation		WDV as on 31.03.2023		
			Institute	RES	Pror 30th Sept 2022	After Sept 2022	Total	Pror 30th Sept 2022	After Sept 2022	Total	Institute	RES	
1	Computer and other Accessories	40%	42,93,806	79,745	8,28,700	14,99,536	23,22,236	20,49,002	2,98,707	23,47,710	31,898	42,68,332	47,847
2	ECE, EEE & Mechanical Labs	15%	67,08,651	33,50,331	13,77,750	16,43,180	16,80,930	10,11,960	1,23,239	11,35,199	5,02,550	72,54,382	78,47,781
3	Library	15%	38,32,547	3,78,445	2,66,484	8,00,346	10,66,830	6,14,855	60,026	6,74,881	56,767	42,24,496	3,21,678
4	Office Equipment	15%	9,73,636	39,924	1,31,900	41,700	1,73,600	1,65,830	3,128	1,68,958	5,989	9,78,278	33,935
5	Sports Material	15%	1,85,478	24,047		1,14,080	1,14,080	27,822	8,556	36,378	3,607	2,63,180	20,440
6	Generator	15%	14,91,788	1,18,372				2,23,768		2,23,768		12,68,020	
7	Land Scap	15%	15,18,625		2,59,600	6,66,877	9,26,477	7,11,290	1,33,375	8,44,665		16,00,437	
8	Software	40%											
9	Land and Developments	0%		2,14,84,054									2,14,84,054
10	Buildings	10%	8,94,33,664	4,58,20,378	22,05,450		22,05,450	91,63,911		91,63,911	45,82,038	8,24,75,203	4,12,38,340
11	Furniture and Fixtures	10%	1,08,06,761	70,46,677			8,17,365	10,80,676	40,868	11,21,544	7,04,668	1,05,02,582	63,42,009
12	Electrical and Fittings	15%	23,31,914	1,80,208	60,000	1,20,803	1,80,803	3,58,787	9,060	3,67,847	27,031	21,44,870	1,53,177
13	Air Conditioner	15%		2,05,380									1,74,573
14	Vehicles	15%	32,86,703	12,23,640	12,07,122		12,07,122	6,74,074		6,74,074	1,83,546	38,19,751	10,40,094
15	Interiors	15%	29,15,192					4,37,279		4,37,279		24,77,913	
			12,77,78,765	7,99,51,201	49,97,006	56,97,887	1,06,94,893	1,65,19,255	6,76,959	1,71,96,214	61,46,656	12,12,77,444	7,38,04,545



Sumudra

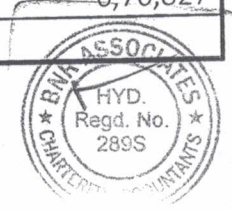
[Handwritten signature]

Royal Educational Society Schedules for Balance Sheet	
Particulars	Grand Total
Schedule : 1 Corpus Fund	23,74,00,525
Schedule : 2 Reserves and Surplus	3,35,10,301
Reserves and Surplus - OP Balance	2,71,20,348
Reserves and Surplus - FY 22-23	63,89,953
	-
Schedule : 3 Secured Loans	3,94,31,399
SIB Term Loan A/c-123	79,08,872
SIB Term Loan A/c -27	53,33,333
South Indian Bank OD A/c	2,52,09,940
Sundaram Finance - Vehicle Loans	1,25,893
Yes Bank - Vehicle Loans	8,53,360
Schedule : 4 Unsecured Loans	4,09,20,500
V Kamalakar	5,00,000
V Mahender	5,20,500
Ratnakar Reddy	-6,00,000
Sathish Reddy	10,00,000
Techumen Systems P Ld	1,30,00,000
Tirupathi Reddy - Techumen	2,65,00,000
Schedule : 5 Deposits - Liability	20,61,000
Refundable Caution Deposit	20,61,000
Schedule : 6 Current Liabilities & Provisions	2,30,07,579
Statutory Payables	29,97,431
Sundry Creditors - List	11,49,120
Class-IV Salaries Payable	4,08,677
Electricity Charges Payable	1,51,859
Exam Remuneration Payable	6,45,940
JNTU Fees Payable	14,85,440
Rent Payable	35,205
Salaries Payable	1,61,33,907
Schedule : 8 Receivables	14,48,01,709
Scholarship Receivable	6,54,31,250
Tuition Fees and Others Receivable	7,67,90,459
Receivable- Others	25,80,000
Schedule : 9 Cash and Bank Balances	81,52,347



Cash-in-hand	3,20,268
Bank Account	7,690
EWB Hitam - 0547053000005155	7,679
Feebook	20,000
Hitam Alumni Association-547.53.4958	41,192
IEEE SIB-0547053000005960	1,38,782
Indian Bank - 535362699	34,560
Indian Bank - 535362837	34,462
Indian Bank - 742414804	46,449
SBI - 52067947174	86,779
SBI-62419323540 DST	15,504
South Indian Bank Current A/c	94,816
South Indian Bank -SB-547.53.4269	61,27,119
State Bank of India- 62074105994	11,77,047
Schedule : 10 Deposits - Assets	85,24,213
Deposit with SIB	51,60,400
SIB Term Deposit-1465	18,64,629
Coffee Machine Deposit	2,61,542
Electricity Deposit	1,09,944
Rent - Deposit	10,20,000
Telephone Deposit	1,07,698
Schedule : 11 Current Assets	1,96,25,286
Advance to Padma Reddy	85,00,000
Advance to Suryanarayana Reddy	5,00,000
G Srinivasa Reddy	3,00,000
TDS Refund FY 2010-11	33,250
TDS Refund FY 2012-13	34,792
TDS Refund FY 2016-17	72,754
TDS Refund FY 2017-18	47,171
TDS Refund FY 2018-19	45,595
TDS Refund FY 2019-20	50,878
TDS Refund FY 2020-21	68,426
TDS Refund FY 2021-22	73,551
TDS Refund FY 2022-23	27,865
Other Advances	9,75,741
Staff Advances	82,18,436
Medical Insurance (GHI)	6,76,827

[Handwritten Signature] *[Handwritten Signature]*



Royal Educational Society	
Schedules for Profit & Loss Account	
Particulars	Grand Total
Schedule: 12 Income From Gross Fees	20,43,55,084
Tution Fees	
Tution Fee	17,06,23,500
Other Fee	3,37,31,584
Admission Fee	11,46,000
Book Bank Fees	39,55,000
Commonservice Fees	46,82,000
Examination Fee	90,31,084
NBA Fees	34,26,000
RFID Fees	5,74,000
Training Fees	1,09,17,500
Schedule : 13 Other Income	3,04,94,758
Hostel Fees	83,48,750
Transport Fees	1,64,15,400
Corporate Social Responsibility -CSR	12,01,000
Grants Received - Non Govt.	28,17,923
Grants Received - Alumni	10,09,000
Grants Received - Govt	1,38,730
Interest Income	4,80,227
Miscellenious Income	83,728
Schedule : 14 Employee cost	12,13,03,324
Staff Development	70,83,850
Class Iv Salaries +Housekeeping	40,89,301
Class IV-Security	14,31,455
EPF Employer Contribution	5,55,253
ESI Employer Contribution	97,586
Salaries - Non Teaching	2,63,95,063
Salaries - Teaching	7,97,26,728
Staff Welfare Expenses	19,24,088
Schedule : 15 Administrative Expenses	7,45,09,474
Insurance	2,68,836
Repairs & Maintenance	67,38,971
Student Activities	6,13,062
Travelling and Conveyance	41,74,234
Advertisement & Publicity	29,04,859
AICTE Fees	3,30,000
Electricity Charges	17,15,628

[Handwritten Signature]



Events	12,56,784
Freight Charges	67,419
Games Expenses	4,03,887
Gardening Expenses	4,08,723
Generator Maintenance	2,37,517
Grants Utilised	50,008
Internet & Website Charges	12,52,216
JNTU Affiliation Fees	10,12,440
JNTUH SCM Fees	2,64,015
Lab Maintenance	8,47,409
Membership Expenses	1,74,472
NAAC & NBA Fees	7,19,810
News Papers & Periodicals	23,639
Office Maintenance	23,92,949
Postage & Courier Charges	2,388
Printing & Stationery	11,61,764
Professional Charges	6,98,600
Rates & Taxes	17,33,065
Registration Fee	22,05,076
Rent	4,22,460
Scholarships and Merit Awards	1,15,59,450
Seminars and Workshops	2,98,885
Subscriptions	16,169
Syllabus Books & Teaching Aids	69,300
Telephone Charges	5,53,453
Transport Maintenance	1,42,73,396
Admissions Expenses	56,330
Examination Expenses	53,77,525
Hostel Maintenance	46,17,563
JNTU Common Service Fees	26,94,045
NSS Expenses	14,889
R&D Expenses	5,02,582
Training and Placement Expenses	23,95,655
Schedule - 16 Financial Charges	94,49,982
Bank Charges	13,48,985
Interest on Vehicle Loan	1,21,844
Interest on OD	59,52,485
Interest on Term Loan	20,26,669
ROYAL EDUCATIONAL SOCIETY	
ANNEXURE - 1	31.03.2023
	Rs.
MEMBERS CONTRIBUTION	
Arutla Prashanth	1,35,56,225

[Handwritten Signature]



A.Srikanth Kumar	90,96,519
A.Susheela	72,47,010
A.Saritha	67,64,000
B.Krishna Reddy	50,52,000
B.Venkat Reddy	21,25,000
Premalatha	14,53,937
K.Bharathi	14,46,750
K.Prathap Reddy	18,90,000
C.Jithendar Reddy	32,56,342
M Bharath Kumar	36,05,047
M.Lakshmi	9,00,000
V.Hanumanth Rao	36,18,000
V.Indira Devi	36,18,000
V.Kamalakar	1,48,49,789
V.Mahendar Rao	1,36,95,286
V.Surendar Rao	82,79,845
G.Srinivas Reddy	19,15,000
Technumen Inc	12,08,23,733
C Tirupathi Reddy	73,08,042
M Poornachandra Rao	45,00,000
C Vidyadhar Reddy	24,00,000
TOTAL	23,74,00,525

[Handwritten signature]

